


mariner 110 jdt's



CONTROL PANEL



JOHN DEERE ENGINE



INPUT/OUTPUT FUEL PIPE

the engine is cooled by a coolant loop in a closed circuit. The system consists of a heat exchanger, inside which the heat exchange between coolant and sea water takes place. Two separate pumps provide for the circulation of coolant and seawater. Air flows ensure effective cooling of the alternator. The excellent accessibility to the internal compartment makes maintenance operations easier, even with the generator installed in confined environments.



COMPACT
DESIGN



EASY
INSTALLATION



SUPER
SILENCED



We reserve the right to modify the data, images and drawings in this document without prior notice.

For more detailed information, please contact your local distributor or Mase Generators S.p.A.



mase generators spa

Via Tortona, 345 | 47522 - Cesena (FC) | Italy

Tel. +39 0547 354311

commercial@masegenerators.com

www.masegenerators.com

mase
GENERATORS
Believing in change.



Output power 110 kVA

CONTROL PANEL

_ CBU EVO IL4 device controls and drives the genset. The large display and control pushbuttons allow easy use and monitoring:

- Manual start
- Voltage Vac
- Frequency Hz
- Engine rpm
- Hour meter
- Genset battery voltage
- Oil pressure
- Engine temperature
- Power output
- Current output
- Oil low pressure alarm
- Engine high temperature alarm
- Alternator battery charger failure alarm
- Low and high voltage alarm
- Low and high frequency alarm
- Low and high rpm engine
- Alarm history
- Maintenance warnings

_ Emergency stop button

_ Magneto-thermal protection

ENGINE

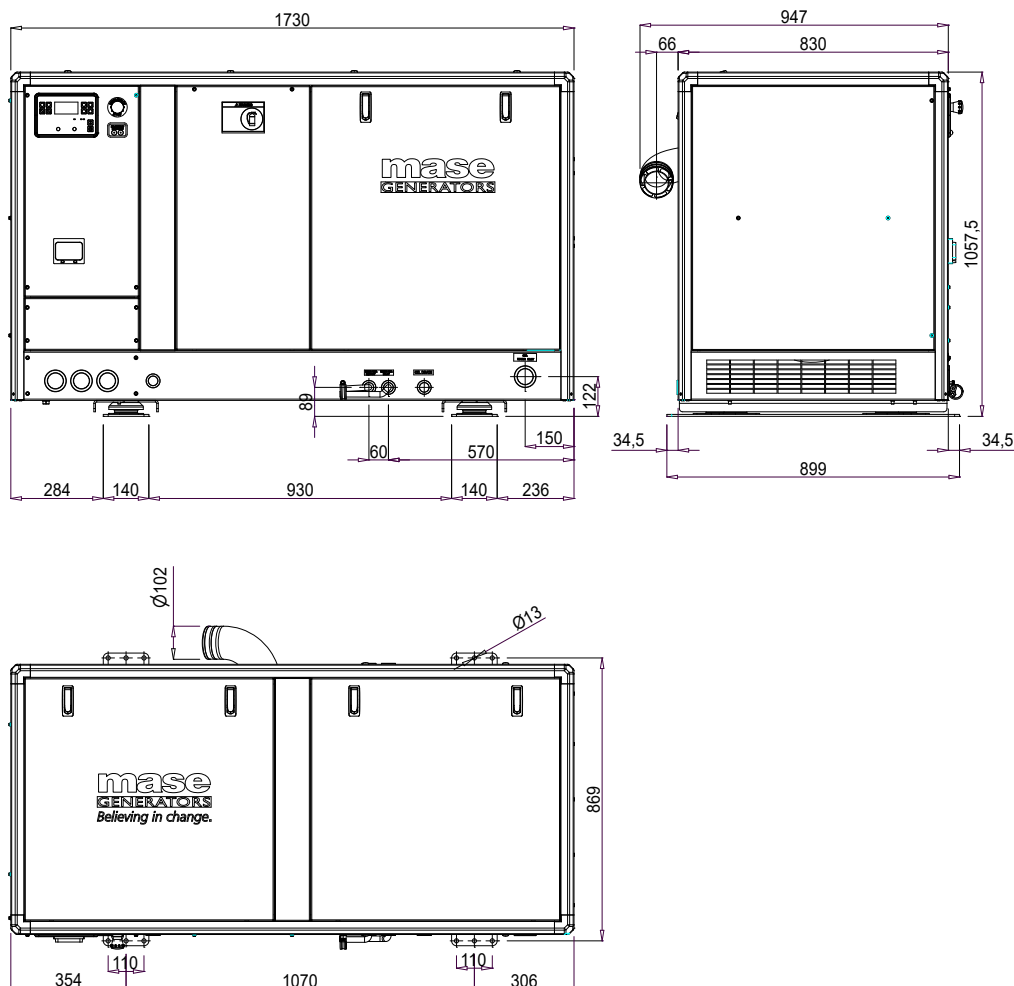
_ Easy maintenance access to the feeding and lubrication systems, the sea water pump and the air filter

_ Double vibration dumping system

_ Oil drain pump

SOUNDPROOF CABIN

_ Made of extremely light marine aluminum with very high resistance to external agents





Output power 110 kVA

60 Hz

AC alternator -	Synchronous, 4 poles, self-excited, brushless, with AVR
Cooling -	Air
Voltage -	240 - 480 V
Frequency -	60 Hz
Amps -	264,9 - 132,4 A
Max power -	110 kVA
Continuous power -	100 kVA
Power Factor -	cos ø 0.8
Insulating class -	H
Voltage stability -	±2%
Frequency stability -	±2%

The power is referred to a sea water temperature up to 31°C, an atmospheric pressure of 100 kPa, a humidity percentage of 30% and an ambient temperature of 25°C.

Model -	John Deere 4045AFM85
Type -	Diesel 4 stroke
Cylinders -	nr 4
Bore -	107 mm - 4.21 in
Stroke -	127 mm - 5 in
Displacement -	4500 cc - 274.6 CID
Power -	148 hp - 110 kWm
RPM -	1800
Compression ratio -	16.7:1
Combustion system -	Direct injection
Speed governor -	Electronic
Lubrication system -	Forced
Oil sump capacity with filter -	13 l - 3.43 gl
Engine stop system -	Electronic with ECU
Fuel pump -	Electric
Max. fuel pump head -	150 cm - 4.92 ft
Fuel consumption -	28.5 l/h - 7.5 gl/h
Air intake -	9.39 mc/min - 2480.57 gal lqd/min
Starting battery -	100 Ah - 24 V
Battery charger -	75 Ah - 24 V
Starter motor -	3.7 kW - 24 V
Max. inclination -	30°
Water pump flow -	155 l/min - 40.9 gl/min
Sea water inlet pipe Ø -	50 mm - 1.96 in
Exhaust pipe Ø -	102 mm - 4.01 in
Input/Output fuel pipe Ø -	8 mm - 0.3 in
Dimensions (L x W x H) -	1730 x 830 x 1057.5 mm - 68.11 x 32.67 x 41.65 in (with soundproof box)
Weight -	1162 Kg - 2561 lb (with soundproof box)
Noise Level -	62 dBA at 7 mt (23 ft)

Accessory

Code

ACCESSORIES ON REQUEST

1. Remote control panel START/STOP with 20 mt cable for Comap	037561
2. Remote control panel for Comap IL4 with 20mt cable	039607
3. Siphon break D.38	-
4. Filtering kit: sea water inlet, sea water strainer, taps, fittings D.50	-
5. Centek 4" muffler	71637
6. Water/exhaust gas separator - 4" Centek	71636
• Insulated poles kit (for metal hull boats)	-
• Dry exhaust kit	-
• Keel cooling kit	-




.1



.2



.3



.4



.5



.6