


mariner 90 jdts - 110 jdts



CONTROL PANEL



JOHN DEERE ENGINE



INPUT/OUTPUT FUEL PIPE

the engine is cooled by a coolant loop in a closed circuit. The system consists of a heat exchanger, inside which the heat exchange between coolant and sea water takes place. Two separate pumps provide for the circulation of coolant and seawater. Air flows ensure effective cooling of the alternator. The excellent accessibility to the internal compartment makes maintenance operations easier, even with the generator installed in confined environments.



COMPACT DESIGN



EASY INSTALLATION



SUPER SILENCED

We reserve the right to modify the data, images and drawings in this document without prior notice.

For more detailed information, please contact your local distributor or Mase Generators S.p.A.



mase generators spa

Via Tortona, 345 | 47522 - Cesena (FC) | Italy

Tel. +39 0547 354311

commercial@masegenerators.com

www.masegenerators.com

mase
GENERATORS
Believing in change.

CONTROL PANEL

_ CBU EVO IL4 device controls and drives the genset. The large display and control pushbuttons allow easy use and monitoring:

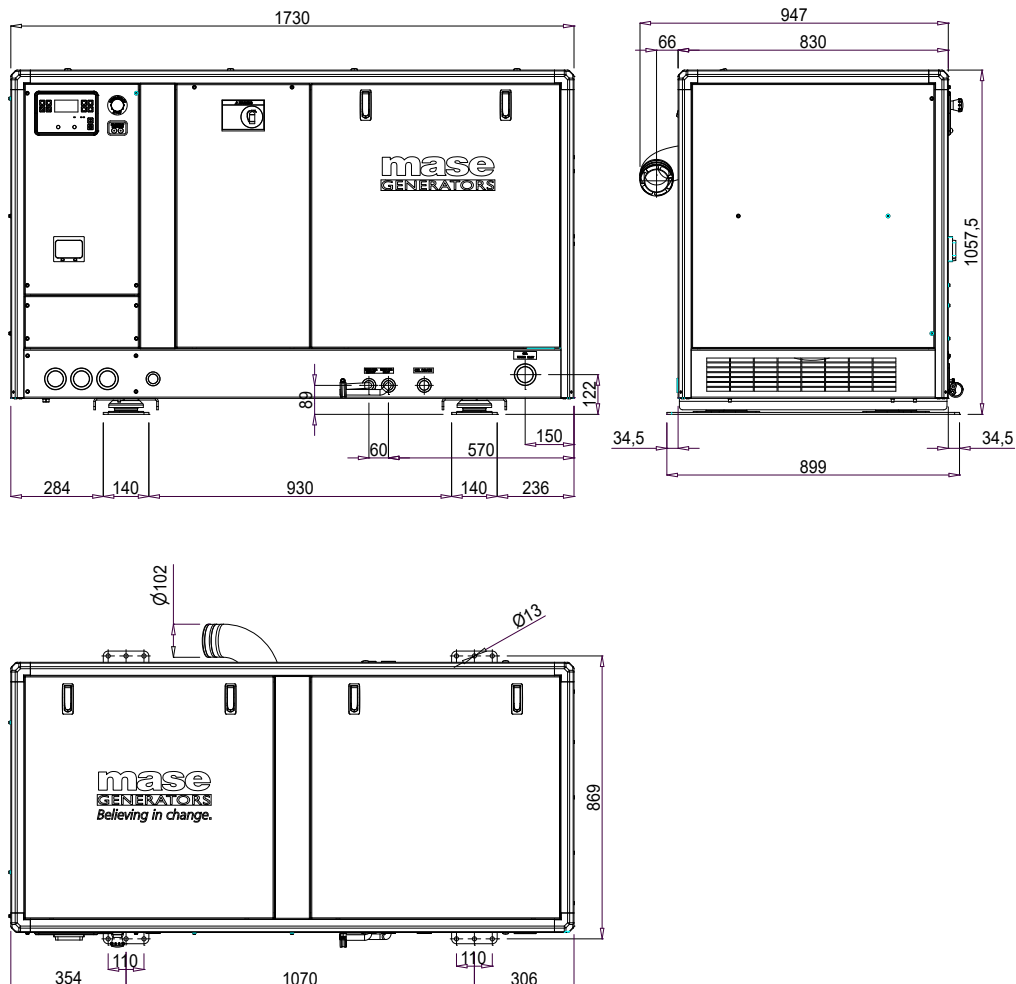
- Manual start
 - Voltage Vac
 - Frequency Hz
 - Engine rpm
 - Hour meter
 - Genset battery voltage
 - Oil pressure
 - Engine temperature
 - Power output
 - Current output
 - Oil low pressure alarm
 - Engine high temperature alarm
 - Alternator battery charger failure alarm
 - Low and high voltage alarm
 - Low and high frequency alarm
 - Low and high rpm engine
 - Alarm history
 - Maintenance warnings
- _ Emergency stop button
- _ Magneto-thermal protection

ENGINE

- _ Easy maintenance access to the feeding and lubrication systems, the sea water pump and the air filter
- _ Double vibration dumping system
- _ Oil drain pump

SOUNDPROOF CABIN

- _ Made of extremely light marine aluminum with very high resistance to external agents



Three-phase output power 88 kVA 50 Hz - 110 kVA 60 Hz

50 Hz

60 Hz

| | | |
|-----------------------|---|---------|
| AC alternator - | Synchronous, 4 poles, self-excited, brushless, with AVR | |
| Cooling - | Air | |
| Voltage - | 400 V | 480 V |
| Frequency - | 50 Hz | 60 Hz |
| Amps - | 127.2 A | 132.5 A |
| Max power - | 88 kVA | 110 kVA |
| Continuous power - | 78 kVA | 100 kVA |
| Power Factor - | cos ϕ 0.8 | |
| Insulating class - | H | |
| Voltage stability - | $\pm 2\%$ | |
| Frequency stability - | $\pm 5\%$ | |

The power is referred to an atmospheric pressure of 100 kPa, a humidity percentage of 30% and an ambient temperature of 25°C.

| | | |
|--|--|------------------------|
| Model - | John Deere 4045AFM85G6 | |
| Type - | Diesel | |
| Cylinders - | nr 4 | |
| Cylinder block material - | Cast iron | |
| Bore - | 107 mm - 4.22 in | |
| Stroke - | 127 mm - 5 in | |
| Displacement - | 4500 cc - 274.61 CID | |
| Power - | 120 hp - 88.27 kWm | 148 hp - 108.87 kWm |
| RPM - | 1500 | 1800 |
| Compression ratio - | 16.7:1 | |
| Engine head material - | Cast iron | |
| Combustion system - | Direct injection | |
| Speed governor - | Electronic | |
| Lubrication system - | Forced | |
| Oil sump capacity with filter - | 18 l - 5.07 gl | |
| Engine stop system - | Electronic | |
| Fuel pump - | Electric | |
| Max. fuel pump head - | 1500 mm - 59 in | 1800 mm - 70.86 in |
| Fuel consumption - | 24.6 l/h - 6.50 gl/h | 28.9 l/h - 7.63 gl/h |
| Air intake - | 6500 l/min - 230 cfm | 8500 l/min - 300 cfm |
| Starting battery - | 100 Ah - 24 V | |
| Battery charger - | 75 Ah - 24 V | |
| Starter motor - | 3.7 kW - 24 V | |
| Max. inclination - | 25° | |
| Water pump flow - | 155 l/min - 40.9 gl/min | |
| Sea water inlet pipe \varnothing - | 32 mm - 1.25" | |
| Exhaust pipe \varnothing - | 100 mm - 3.9 in | |
| Input/Output fuel pipe \varnothing - | 8 mm - 5/16" | |
| Dimensions (L x W x H) - | 1730 x 830 x 1057 mm - 68.1 x 32.7 x 41.6 in (with soundproof box) | |
| Weight - | 1234 Kg - 2721 lb (with soundproof box) | |
| Noise Level - | 58 dBA at 7 mt (23 ft) | 62 dBA at 7 mt (23 ft) |

Accessory

Code

ACCESSORIES ON REQUEST


| | |
|---|--------|
| • Filtering kit: sea water inlet, water filter, valves, fittings D.101/75 - ref.3 | 013704 |
| • Vetus Silencer MP100 | 71691 |
| • Centek muffler 4" - ref.4 | 71637 |
| • Centek 4" water/gas exhaust separator - ref.5 | 71636 |
| • Remote START/STOP panel with 20m cable for Comap IL4 - ref.1 | 037561 |
| • Comap IL4 remote start panel with 20m cable - ref.2 | 039607 |
| • Cruise Kit | 913953 |



.1



.2



.3



.4



.5