


mariner 55 jdts - 70 jdts



CONTROL PANEL



JOHN DEERE ENGINE



INPUT/OUTPUT FUEL PIPE

the engine is cooled by a coolant loop in a closed circuit. The system consists of a heat exchanger, inside which the heat exchange between coolant and sea water takes place. Two separate pumps provide for the circulation of coolant and seawater. Air flows ensure effective cooling of the alternator. The excellent accessibility to the internal compartment makes maintenance operations easier, even with the generator installed in confined environments.



COMPACT DESIGN



EASY INSTALLATION



SUPER SILENCED

We reserve the right to modify the data, images and drawings in this document without prior notice.

For more detailed information, please contact your local distributor or Mase Generators S.p.A.



mase generators spa

Via Tortona, 345 | 47522 - Cesena (FC) | Italy

Tel. +39 0547 354311

commercial@masegenerators.com

www.masegenerators.com

mase
GENERATORS
Believing in change.

CONTROL PANEL

_ CBU EVO IL4 device controls and drives the genset. The large display and control pushbuttons allow easy use and monitoring:

- Manual start
- Voltage Vac
- Frequency Hz
- Engine rpm
- Hour meter
- Genset battery voltage
- Oil pressure
- Engine temperature
- Power output
- Current output
- Oil low pressure alarm
- Engine high temperature alarm
- Alternator battery charger failure alarm
- Low and high voltage alarm
- Low and high frequency alarm
- Low and high rpm engine
- Alarm history
- Maintenance warnings

_ Emergency stop button

_ Magneto-thermal protection

ENGINE

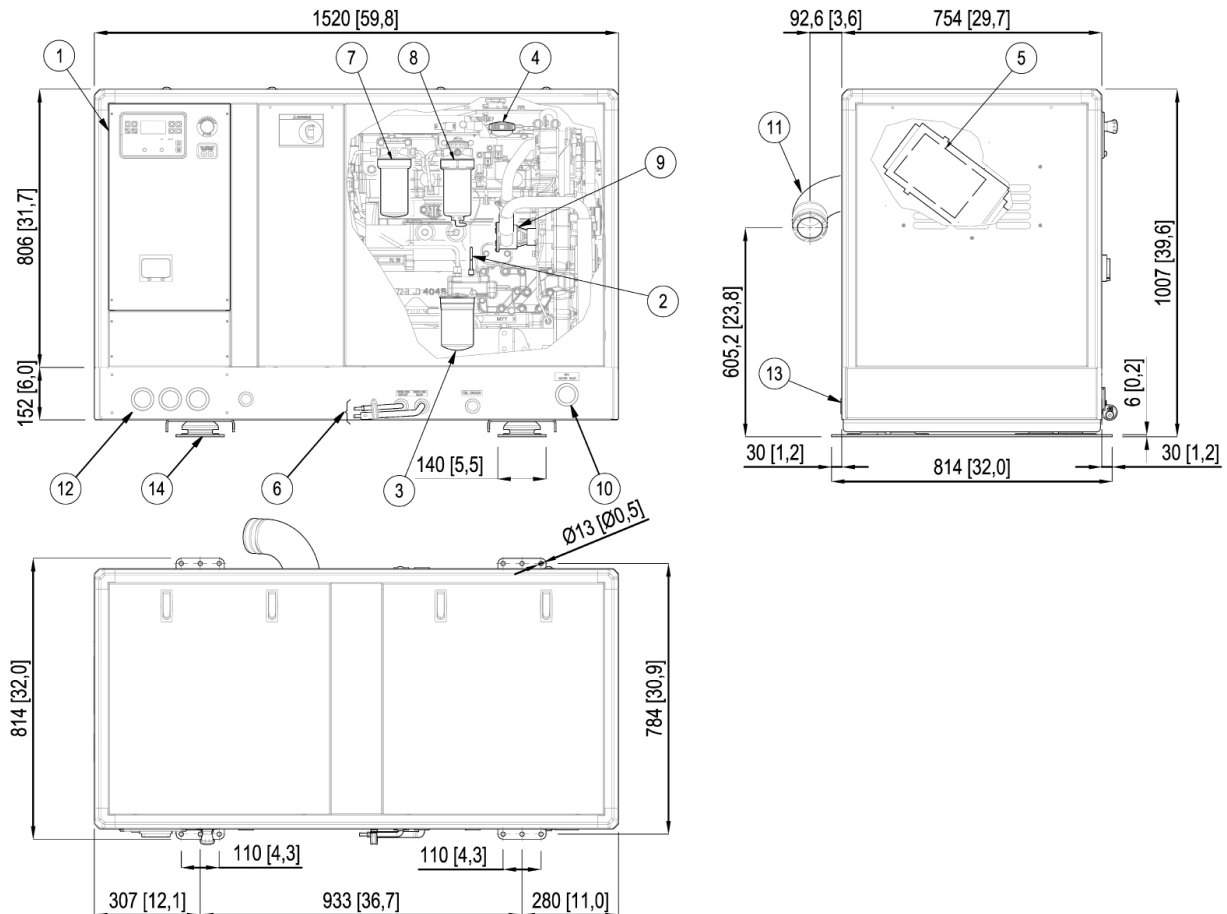
_ Easy maintenance access to the feeding and lubrication systems, the sea water pump and the air filter

_ Double vibration dumping system

_ Oil drain pump

SOUNDPROOF CABIN

_ Made of extremely light marine aluminum with very high resistance to external agents



- | | | | |
|-------------------------|-----------------------------------|--------------------------------------|------------------------------|
| 1. Control panel | 5. Air filter | 8. Water/Fuel Separator | 11. Sea Discharge (d.102 mm) |
| 2. Oil dipstick | 6. Fuel tank connections (d.8 mm) | 9. Sea Water Pump | 12. Cables passage |
| 3. Oil filter cartridge | 7. Fuel filter | 10. Sea Water line passage (d.32 mm) | 13. Battery connections |
| 4. Engine oil filler | | | 14. Genset fixing bracket |



Three-phase output power 55 kVA 50 Hz - 80 kVA 60 Hz

50 Hz

60 Hz

AC alternator -	Synchronous, 4 poles, with AVR	
Cooling -	Air	
Voltage -	400 V	480 V
Frequency -	50 Hz	60 Hz
Amps -	79.5 A	96.3 A
Max power -	55 kVA	45 kVA
Continuous power -	80 kVA	70 kVA
Power Factor -	cos ϕ 0.8	
Insulating class -	H	
Voltage stability -	$\pm 2\%$	
Frequency stability -	$\pm 5\%$	

The power is referred to an atmospheric pressure of 100 kPa, a humidity percentage of 30% and an ambient temperature of 25°C.

Model -	John Deere 4045TFM85G6	
Type -	Diesel	
Cylinders -	nr 4	
Cylinder block material -	Cast iron	
Bore -	107 mm - 4.22 in	
Stroke -	127 mm - 5 in	
Displacement -	4500 cc - 274.61 CID	
Power -	82 hp - 60.32 kWm	99 hp - 72.82 kWm
RPM -	1500	1800
Compression ratio -	16.0:1	
Engine head material -	Direct injection	
Combustion system -	Cast iron	
Speed governor -	Electronic	
Lubrication system -	Forced	
Oil sump capacity with filter -	13 l - 3.66 gl	
Engine stop system -	Electronic	
Fuel pump -	Electric	
Max. fuel pump head -	1500 mm - 59 in	1800 mm - 70.86 in
Fuel consumption -	17 l/h - 4.49 gl/h	20.8 l/h - 5.49 gl/h
Air intake -	4400 l/min - 155 cfm	6100 l/min - 215 cfm
Starting battery -	100 Ah - 24 V	
Battery charger -	75 Ah - 24 V	
Starter motor -	3.7 kW - 24 V	
Max. inclination -	25°	
Water pump flow -	79 l/min - 21 gl/min	
Sea water inlet pipe \varnothing -	32 mm - 1.25"	
Exhaust pipe \varnothing -	102 mm - 4"	
Input/Output fuel pipe \varnothing -	8 mm - 5/16"	

Dimensions (L x W x H) - 1520 x 754 x 1007 mm - 59.8 x 29.7 x 39.6 in (with soundproof box)

Weight - 1063 Kg - 2344 lb (with soundproof box)

Noise Level - 58 dBA at 7 mt (23 ft) | 60 dBA at 7 mt (23 ft)

Accessory

Code

ACCESSORIES ON REQUEST

• Filtering kit: sea water inlet, water filter, valves, fittings D.32 - ref.4	030906
• Vetus exhaust kit: sea water lock, silencer, outlet D.101/75	013704
• Siphon break kit D.38 - ref.3	030907
• Vetus muffler LP100	71243
• Vetus silencer MP100	71691
• Centek 4" muffler - ref.5	71637
• Centek 4" water/gas separator - ref.6	71636
• Remote START/STOP panel with 20m cable for Comap IL4 - ref.1	037561
• Comap IL4 remote start panel with 20m cable - ref.2	039607
• Cruise Kit	913946




.1



.2



.3



.4



.5



.6